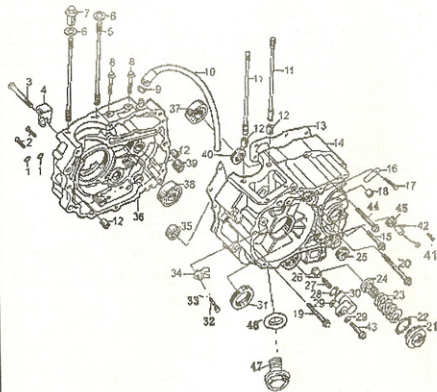


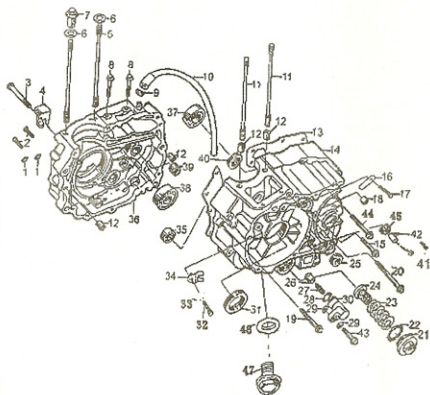
E-3 曲轴箱组合 (I) /CRANKCASE ASSEMBLY I

序号 No.	零部件图号 Part No.	零部件名称 及规格	Part Name And Standard	数量 QTY
1	21811-102-0000	离合器操纵纵臂	CLUTCH LEVER	1
2	21819-102-0000	O 型圈 6.8×1.9	O-RING 6.8×1.9	1
3	21815-102-0000	扭簧	SPRING	1
4	21831-102-0000	凸轮板	CLUTCH SEPERATING CAM	1
5	21839-102-0000	凸轮板定位销	PIN 2×16- ZN. D	1
6	11311-102-0000	右曲轴箱盖	R · CRANKCASE COVER	1
7	15612-102-0000	机油尺 O 型圈 18×3	O-RING 18×3	1
8	15611-102-0000	机油尺	DIP STICK	1
9	11318-102-0000	定位销 8×11	POSITION PIN 8×11	1
10	11319-102-0000	右曲轴箱盖密封垫	GASKET, R ·CRANDCASE COVER	1
11	11321-102-0000	右盖机油量孔	OIL MEASURE HOLE, RIGHT COVER	1
12	11322-102-0000	锥形塞 6×7	TAPER PLUG	1
13	11333-102-0000	转速表齿轮	GEAR, TACHOMETOR	1
14	11334-102-0000	转速表齿轮止推垫圈	WASHER, TACHOMETOR GEAR	1
15	11335-102-0000	低速双口型油封 SD6.5×14.5×7	OIL-SEAL SD6.5×14.5×7	1
16	GB/T 819.1-2000	螺钉 M5×25- Zn. D	SCREW M5×25- ZN. D	1
17	27190-102-0000	起轴油封	OIL-SEAL SD16×28×7	1
18	GB/T 16674-1996	螺栓 M6×50	BOLT M6×50	1
19	GB/T 16674-1996	螺栓 M6×40	BOLT M6×40	9
20	11300-102-0000	右曲轴箱盖组合	R ·CRANKCASE COVER ASSEMBY ASSY	1



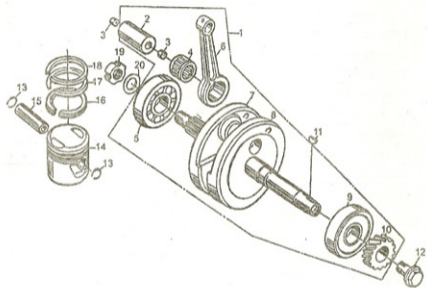
E-4 曲轴箱组合 (II) / CRANKCASE ASSEMBLY II

序号 No.	零部件图号 Part No.	零部件名称 及规格	Part Name And Standard	数量 QTY
1	11323-102-0000	O 形圈 9.4×2.4	O-RING	2
2	GB/T 818-2000	螺钉 M6×30- Zn. D	SCREW M6×30- Zn. D	2
3	GB/T 16674-1996	螺栓 M6×55- Zn. D	BOLT M6×55- Zn. D	1
4	22813-102-0000	离合器拉索支座	CLUTCH CABLE	1
5	12343-102-0000	气缸螺栓 B M8×122	CYLINDER BOLT B	2
6	GB/T 95-1985	平垫圈 12	PLAIN WASHER 12	2
7	12313-102-0000	气缸盖螺母	NUT	4
8	GB/T 5789-1986	螺栓 M6×28	BOLT M6×28	2
9	20153-102-0000	箱体废气管管夹 1	PIPE NIP 1, CASE BODY	1
10	20152-102-0000	箱体废气管 1	WASTE PIPE 1, CASE BODY	1
11	12342-102-0000	气缸螺栓 A M8×130	CYLINDER BOLT A	2
12	12118-102-0000	气缸体定位销	DOWL PIN	4
13	11119-102-0000	曲轴箱密封垫	CRANKCASE GASKET	1
14	11210-102-0000	左曲轴箱	L · CRANKCASE GROUP	1
15	GB/T 815-1985	螺栓 M6×25	BOLT M6×25	1
16	31386-102-0000	磁电机线束挡板	APRON, MAGNATO HARNESS	1
17	GB/T 16674-1996	螺栓 M6×12- Zn. D	BOLT M6×12- Zn. D	1
18	GB/T 276-1994	滚针轴承 HK1010	NEEDLE BEARING	1
19	GB/T 16674-1996	螺栓 M6×50 Zn. D	BOLT M6×50	9
20	GB/T 16674-1996	螺栓 M6×95 Zn. D	BOLT M6×95	1
21	15463-102-0000	机油滤网盖	OIL FILTER GAUZE COVER	1
22	15462-102-0000	机油滤网盖 O 型圈	O-RING OIL FILTER GAUZE COVER	1
23	15461-102-0000	滤网弹簧	SPRING FILTER GAUZE	1
24	15451-102-0000	滤网	FILTER GAUZE	1
25	27190-102-0000	起动车轴油封	OIL SEAL, START AXLE	1



E-4 曲轴箱组合 (II) /CRANKCASE ASSEMBLY II

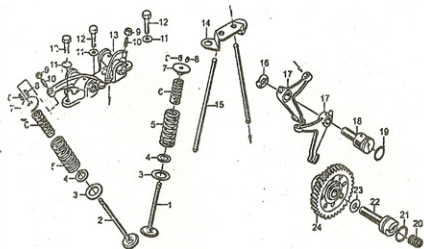
序号 No.	零部件图号 Part No.	零部件名称 及规格	Part Name And Standard	数量 QTY
26	11232-102-0000	压销	PRESS PIN	1
27	11233-102-0000	压销弹簧	PRESS PIN SPRING	1
28	11234-102-0000	O型圈	O-RING	1
29	GB/T 95-1985	垫圈 6	SEAL WASHER 6	2
30	11231-102-0000	压销体	PRESS PIN BODY	1
31	GB/T 276-1994	轴承 E60202	OIL SEAL 34×50×7	1
32	GB/T 16674-1996	螺栓 M6×16 Zn. D	BOLT M6×16- Zn. D	1
33	GB/T 95-1985	平垫圈 6	WASHER 6	1
34	14137-102-0000	配气凸轮轴挡板	MATCHING AIR CAMSHAFT PROTECTOR	1
35	GB/T 276-1994	轴承 E60202	BEARING E60202	1
36	11111-102-0000	右曲轴箱	R · CRAKCASE	1
37	GB/T 276-1994	轴承 E204	BEARING E204	1
38	GB/T 276-1994	轴承 E106	BEARING E106	1
39	GB/T 276-1994	滚针轴承 HK1512V2	NEEDLE BEARING HK1512V2	1
40	23790-102-0000	副轴油封	OIL SEAL, COUNTERSHAFT	1
41	GB/T 16674-1996	螺栓 M6×12 Zn. D	BOLT M6×12	1
42	31760-102-0000	档位显示触点组合	CONNECTOR SET, GEAR INDICATING	1
43	GB/T 16674-1996	螺栓 M6×25Zn. D	BOLT M6×25	1
44	GB/T 16674-1996	螺栓 M6×55Zn. D	BOLT M6×55	1
45	31765-102-0000	档位显示触点 O 型圈	O-RING	1
46	11213-102-0000	放油螺塞垫圈	FUEL SCREW WASHER	1
47	11212-102-0000	放油螺塞	FUEL SCREW	1



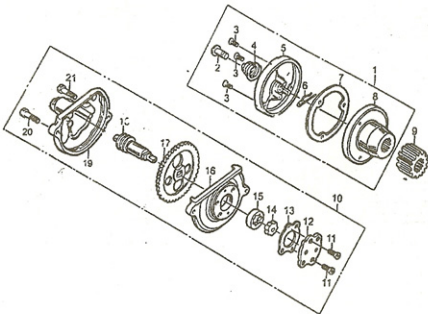
E-6 曲轴活塞连杆组合/CRANKSHAFT PISTON CONNECTING ROD COMP

序号 No.	零部件图号 Part No.	零部件名称 及规格	Part Name And Standard	数量 QTY
1	13100-102-0000	曲轴连杆组件	CRANKSHAFT CONNECTING ROD	1
2	13141-102-0000	曲柄销	CRANK PIN	1
3	13142-102-0000	曲柄销堵塞	PLUG, CRANK PIN	2
4	13150-102-0000	连杆大端轴承	CONNECTING ROD BIG END BEARING	1
5	GB/T 276-1994	滚动轴承 V26328J	BALL BEARING	1
6	13131-102-0000	连杆	CONNECTING ROD RR	1
7	13121-102-0000	右曲柄轴	R · CRANKSHAFT	1
8	13111-102-0000	左曲柄轴	L · CRANKSHAFT	1
9	GB/T 276-1994	滚动轴承 VZ6328ZJ	ROLLING BEARING	1
10	14211-102-0000	曲轴正时齿轮	CRANKSHAFT TIMING GEAR	1
11	13118-102-0000	半圆键	WOODRUFF KEY	1
12	GB/T 884-1986	锁紧销挡圈	BOLT	1
13	13222-102-0000	活塞销挡圈	CIRCLIP, PISTON	1
14	13211-102-0000	活塞	PISTON	2
15	13221-102-0000	活塞销	PIN, PISTON	1
16	13320-102-0000	组合油环	OIL RING COMP	1
17	13312-102-0000	第二道活塞环	PISTON RING II	1
18	13311-102-0000	第一道活塞环	PISTON RING I	1
19	13112-102-0000	锁紧螺母	LOCKING NUT	1
20	13113-102-0000	垫圈	WASHER	1

E-7 配气机构组合/INLET /EXHAUST SYSTEM

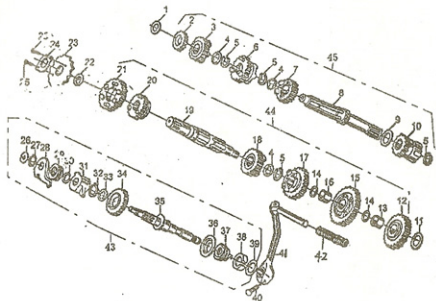


序号 No.	零部件图号 Part No.	零部件名称 及规格	Part Name And Standard	数量 QTY
1	14710-102-0000	进气门	INLET VALVE	1
2	14720-102-0000	排气门	OUTLER VALVE	1
3	14753-102-0000	气门外弹簧座	OUTTER SPRING SEAT, VALVE	2
4	14754-102-0000	气门内弹簧座	OUTTER SPRING SEAT	2
5	14755-102-0000	气门外弹簧	OUTTER SPRING, VALVE	2
6	14756-102-0000	气门内弹簧	INNER SPRING, VALVE	2
7	14751-102-0000	气门弹簧上座	UPPER SEAT, VALVE SPRING	2
8	14752-102-0000	气门锁夹	LOCK PLATES	4
9	14416-102-0000	气门间隙调节螺母	ADJUSTING NUT, VALVE CLEARANCE	2
10	14415-102-0000	气门间隙调节螺钉	ADJUSTING SCREW, VALVE GAP	2
11	14425-102-0000	垫圈	WASHER	3
12	GB/T5782-2000	螺栓 M8×28	BOLT M8×28	3
13	14410-102-0000	摇臂装配组合	ROCKER ARM SEAT GROUP	1
14	14261-102-0000	推杆导架	PUSH LEVER STAND	1
15	14251-102-0000	推杆组件	PUSH LEVER	2
16	14454-102-0000	波形垫圈	WAVE WASHER	1
17	14451-102-0000	下摇臂	LOWER ROCKER ARM	1
18	14452-102-0000	下摇臂轴	LOWER ROCKER ARM SHAFT	1
19	14453-102-0000	O 型圈 17×2.5	O-RING 17×2.5	1
20	14134-102-0000	弹簧	SPRING	1
21	14136-102-0000	O 型圈 20×2.5	O-RING 20×2.5	1
22	14111-102-0000	凸轮轴	CAMSHAFT	1
23	GB/T 854-1988	止推垫圈 14	SROPPING WASHER	1
24	14131-102-0000	配气凸轮	MATCHING AIR CAM	1



E-8 机油泵及机油滤清器总成/OIL PUMP、OIL FILTER COMP

序号 No.	零部件图号 Part No.	零部件名称 及规格	Part Name And Standard	数量 QTY
1	15410-102-0000	机油滤清器组合	OIL FILTER COMP	1
2	15431-102-0000	曲轴通油管	CONNECT OILPIPE, CRANKSHAFT	1
3	GB/T 65-2000	螺钉 M5×12- Zn. D	SCREW M5×12- Zn. D	3
4	15432-102-0000	通油管弹簧	SPRING, CONNECT OIL PIPE	1
5	15414-102-0000	机油滤清器盖	COVER, OIL FILTER	1
6	15413-102-0000	弹簧卡	SPRING CLIP	1
7	15415-102-0000	机油滤清器盖密封垫	SEALED-RING CAP OIL FILTER	1
c	15420-102-0000	机油滤清器转子组件	ROTOR ASSY, OIL FILTER	1
9	22621-102-0000	初级主动齿轮	PRIMARY INITIATIVE GEAR	1
10	15100-102-0000	机油泵组合	OIL PUMP ASSY	1
11	GB/T 65-2000	螺钉 M4×12- Zn. D	SCREW M4×12	2
12	15112-102-0000	机油泵盖	COVER, OIL PUMP	1
13	15113-102-0000	机油泵盖密封垫	SEAL COVER, OIL PUMP	1
14	15114-102-0000	机油泵内转子	INNER ROTOR, OIL PUMP	1
15	15115-102-0000	机油泵外转子	OUTTER ROTOR, OIL PUMP	1
16	15111-102-0000	机油泵壳体	OIL PUMP HOUSING	1
17	15121-102-0000	机油泵从动齿轮	DRIVEN REAR, OIL PUMP	1
18	15116-102-0000	机油泵轴	SHAFT, OIL PUMP	1
19	15119-102-0000	机油泵齿轮盖	REAR COVER, OIL PUMP	1
20	GB/T5789-1986	螺钉 M5×20- Zn. D	BOLT	2

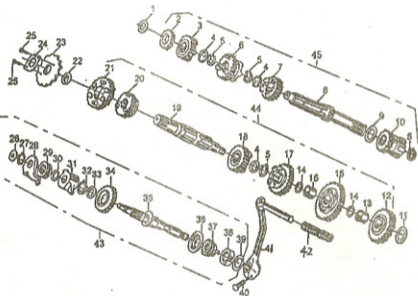


E-10 变速器分总成 (I) / TRANSMISSION COMP (I)

序号 No.	零部件图号 Part No.	零部件名称 及规格	Part Name And Standard	数量 QTY
1	GB/T 854-1988*	止推垫圈 15	THRUST WASHER 15	1
2	23674-102-0000	齿轮隔圈 B	SPROCKER RING B	1
3	23621-102-0000	齿轮 M-2	GEAR M-2	1
4	23675-102-0000	内花键垫圈	SPLINE WASHER	3
5	23674-102-0000	挡圈 20	CIRCLIP 20	3
6	23641-102-0000	齿轮 M-4	GEAR M-4	1
7	23631-102-0000	齿轮 M-3	GEAR M-3	1
8	23771-102-0000	变速付轴	COUNTERSHAFT, TRASMISSION	1
9	GB/T 854-1988*	止推垫圈 20	THRUST WASHER 20	1
10	23651-102-0000	起动齿轮组合	STARTING GEAR ASSY	1
11	GB/T 854-1988*	止推垫圈 15	THRUST WASHER 15	1
12	27221-102-0000	起动过桥齿轮	MID-GEAR SET, STARTING	1
13	27223-102-0000	起动过桥齿轮衬套	COLLAR, LAZY GEAR	1
14	GB/T 854-1988*	止推垫圈 16.5	THRUST WASHER 16.5	2
15	23711-102-0000	齿轮 C-1	GEAR C-1	1
16	23712-102-0000	衬套	BUSH	1
17	23731-102-0000	齿轮 C-3	GEAR C-3	1
18	23741-102-0000	齿轮 C-4	GEAR C-4	1
19	23611-102-0000	变速器主轴	MAIN SHAFT, TRASMISSION	
20	23751-102-0000	齿轮 C-5	GEAR C-5	1
21	23721-102-0000	齿轮 C-2	GEAR C-2	1
22	GB/T 854-1988*	止推垫圈 20	THRUST WASHER 20	1
23	22711-102-0000	输出链轮	OUTPUT CHAIN WHEEL	1
24	22712-102-0000	输出链轮固定板	FIXING PLANK, OUTPUT CHAIN WHEEL	1
25	GB/T	螺栓 M6×10- Zn. D	BOLT M6×10- ZN. D	2

E-10 变速器分总成 (I) / TRANSMISSION COMP (I)

序号 No.	零部件图号 Part No.	零部件名称 及规格	Part Name And Standard	数量 QTY
26	GB/T 95-1985	垫圈 12	WASGER 12	1
27	GB/T 884-1986	挡圈 16	CIRCLIP 16	1
28	27131-102-0000	棘轮导板组件	GUIDE PLATE, RACHET	1
29	23791-102-0000	弹簧	SPRING	1
30	GB/T 854-1988*	止推垫圈 16	THRUST WASHER 16	1
31	27113-102-0000	棘轮	RACHET	1
32	GB/T 95-1985	垫圈 20	WASHER 20	1
33	GB/T 854-1988*	止推垫圈 20	THRUST WASHER 20	1
34	27231-102-0000	起动小齿轮	STARTING PINION	1
35	27111-102-0000	起动器轴	STARTER AXLE	1
36	27121-102-0000	弹簧座	SPRING SEAT	1
37	27115-102-0000	起动回位弹簧	RETURN SPRING	1
38	27119-102-0000	轴环	OIL-RING	1
39	GB/T 854-1988*	止推垫圈 16	THRUST WASHER 16	1
40	GB/T 16674-1996	螺栓 M8×25- Zn. D	BOLT M8×25- Zn. D	1
41	27711-102-0000	起动踏板组合	KICK STARTER ASSY	1
42	24711-102-0000	换挡臂胶套	GEARSHIFT ARM RUBBER	1
43	27100-102-0000	起动轴组合	ASSY,START ASEX	1
44	23600-102-0000	主轴组合	PRINCIPAL AXIS ASSY	1
45	23700-102-0000	副轴组合	COUNTERSHAFT ASSY	1



E-11 变速器分总成 (II) / TRANSMISSION COMP (II)

序号 No.	零部件图号 Part No.	零部件名称 及规格	Part Name And Standard	数量 QTY
1	GB/T 894.1-1986	挡圈 12	CIRCLIP 12	1
2	24122-102-0000	换挡板弹簧	SPRING, SHIFT GEAR	1
3	24121-102-0000	换挡板	SHIFT GEAR PLATE	1
4	24110-102-0000	换挡轴组件	SHIFT SHAFT GROUP	1
5	24123-102-0000	换挡回位弹簧	RETURN SPRING, SHIFT GEAR	1
6	24124-102-0000	垫圈	WASHER	2
7	GB/T 894.1-1986	挡圈 14	CIRCLIP 14	1
8	GB/T 5783-2000	螺栓 M6×20- Zn. D	BOLT M6×20- ZN. D	1
9	24720-102-0000	变速踏板焊接组件	SHIFT PEDAL WELD ASSY	1
10	24711-102-0000	橡胶套	RUBBER GRIP	1
11	24421-102-0000	换挡拨叉导轴	GUIDE SHAFT, GEARSHIFT FORK	1
12	24413-102-0000	换挡拨叉 (右)	GEARSHIFT FORK (RIGHT)	1
13	24412-102-0000	换挡拨叉 (中)	GEARSHIFT FORK (MIDDLE)	1
14	24411-102-0000	换挡拨叉 (左)	GEARSHIFT FORK (LEFT)	1
15	GB/T 5783-2000	螺栓 M6×25- Zn. D	BOLT M6×25- ZN. D	1
16	24221-102-0000	变档轮	WHEEL, GEARSHIFT	1
17	24222-102-0000	变档定位销	ORIENTATION PIN, GEARSHIFT	1
18	24211-102-0000	变档凸轮	DRUM GEARSHIFT	1
19	24415-102-0000	定位板弹簧	SPRING/LOCATION LOCATION PLATE	1
20	24311-102-0000	定位板	ORIENTATION PLATE	1
21	GB/T 5783-2000	螺栓 M6×25- Zn. D	BOLT M6×25- ZN. D	1
22	24110-102-0000	变档轴组合	SPINDLE GEARSHIFT	1
23	24000-102-0000	变速操纵机构	SHIFT CONTROL MACHINE	1

